

Name

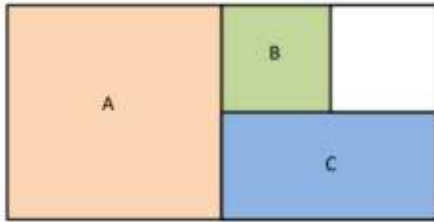
Date



FRACTIONS OF SHAPES CHALLENGES 1

Work out the fraction of the whole that each letter represents.

1)

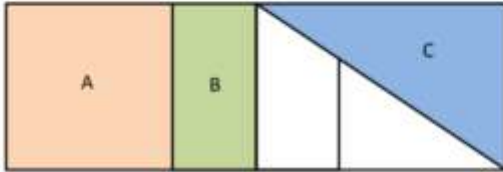


A=

B=

C=

2)



A=

B=

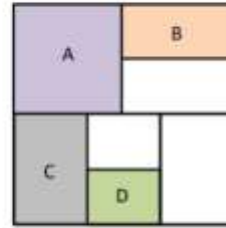
C=

FRACTIONS OF SHAPES CHALLENGES 2



Work out the fraction of the whole that each letter represents.

1)



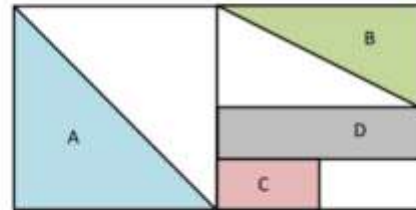
A=

B=

C=

D=

2)



A=

B=

C=

D=

Name

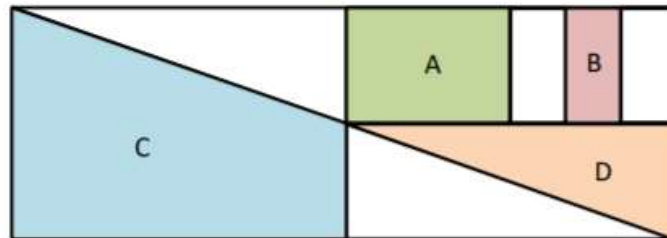
Date



FRACTIONS OF SHAPES CHALLENGES 3

Work out the fraction of the whole that each letter represents.

1)



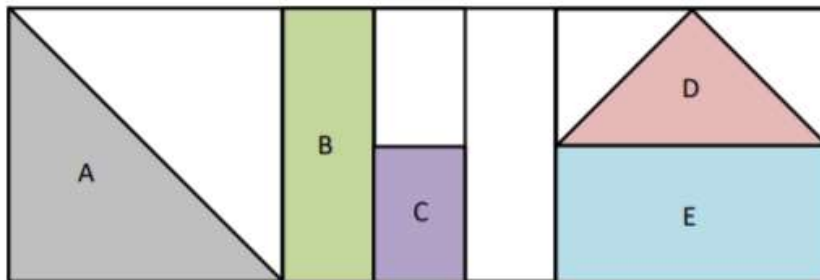
A=

B=

C=

D=

2)



A=

B=

C=

D=

E=