




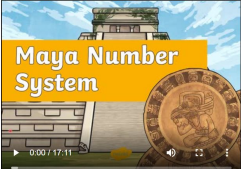
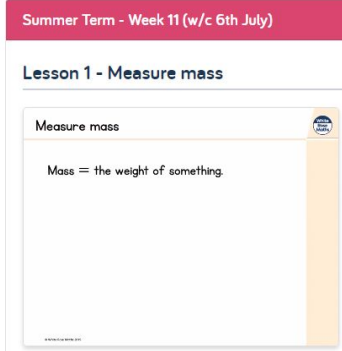
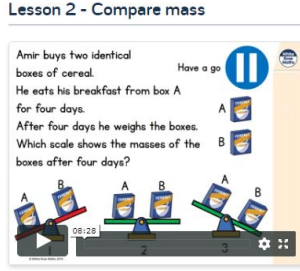



Choose one activity for each subject a day. Activities within a subject need to be done in order.

<p><b>English</b></p> <p>10 minutes reading, each day, followed by.....</p>	<p><b>This week we are using some of the same resources as the Children in school. Hopefully this will avoid too much overlap of work</b></p>				
<p>Watch the video - <a href="https://merdon-junior-school.primarysite.media/media/monday-native-americans-inference">https://merdon-junior-school.primarysite.media/media/monday-native-americans-inference</a></p> <p>Complete the inference task on the website.</p>	<p>The Origin of Fire - Apache myth</p> <ol style="list-style-type: none"> <li>1. Watch the video and listen to the story being told:</li> </ol>  <ol style="list-style-type: none"> <li>2. Watch the next video to create your plan of the story:</li> </ol> 	<p>Watch the video - <a href="https://merdon-junior-school.primarysite.media/media/wednesday-writing-the-origin-of-fire">https://merdon-junior-school.primarysite.media/media/wednesday-writing-the-origin-of-fire</a></p> <p>Using your plan from yesterday. Write The Origin of Fire as a storyboard or story, in your own words.</p> <p>Remember to include:</p> <ul style="list-style-type: none"> <li>● Fronted adverbials</li> <li>● Expanded noun phrases</li> <li>● Exciting word choices</li> </ul> <p>You could even create a zigzag book of the story.</p> 	<p><b>Magic box - Kit Wright poem</b></p> <p>Watch the poem being read by the author: <a href="https://www.bbc.co.uk/bitesize/clips/zkpmhyc">https://www.bbc.co.uk/bitesize/clips/zkpmhyc</a></p> <p>Then watch the video to start creating your own poem:</p> 	<p><b>Year 3 Memory Box Poem</b></p> <p><b>N.B If you have finished your poem in school already, please write it up in neat and illustrate it.</b></p> <p>Write your own poem, using the same structure, about your Year 3 memories.</p> <p>Watch the video to find out how:</p>  <p><b>Please send your finished poems in so we can display your memories on the website!</b></p>	
<p><b>Spelling</b></p>	<p><b>Weekly spellings on Spelling Shed/Year 3 section of school website</b> All - Stage 2 List 36 (Challenge words). Main - Stage 3 List 31 (The suffix -sion pronounced like vision) plus Challenge words from Year 3/4 list - Stage 3 List 6. <b>Phonics Group</b> - Stage 2 List 31 (Homophones). <a href="#">Resources on website</a></p>				
<p><b>Maths</b></p> <p>Daily Rockstar times tables followed by.... (Tables have been set for each child)</p> <p>If you are unable to print, the answers to activities can be written in your exercise book.</p>	<p>You can either print out the sheets or write the answers in the exercise book in your Learning Pack. See below. <b>Don't forget to use the answer sheet to mark your work. Have another go if you made a mistake.</b></p> <p>Linked to our work on <b>The Americas</b> this week</p> <p>Watch the video explaining the <b>Mayan Number System</b>.</p>  <p><a href="https://merdon-junior-school.primarysite.media/media/mayan-number-system">https://merdon-junior-school.primarysite.media/media/mayan-number-system</a></p> <p>On the website, the document <b>Maya Number System Worksheets</b></p> <p>There are different levels of difficulty and the answers to mark your work. Just print off the ones you want to try.</p>	<p>You may need to scroll down to find the correct week. We are using the resources from <b>Summer Term - Week 11 (w/c 6th July)</b> this week.</p>  <p><a href="https://whiterosemaths.com/homelearning/year-3/">https://whiterosemaths.com/homelearning/year-3/</a></p> <p>See activity on website</p>	<p>Summer Term - Week 11 (w/c 6th July)</p> <p>Lesson 2 - Compare mass</p> <p>Amir buys two identical boxes of cereal. He eats his breakfast from box A for four days. After four days he weighs the boxes. Which scale shows the masses of the boxes after four days?</p>  <p><a href="https://whiterosemaths.com/homelearning/year-3/">https://whiterosemaths.com/homelearning/year-3/</a></p> <p>See activity on website</p>	<p>Summer Term - Week 11 (w/c 6th July)</p> <p>Lesson 3 - Add and subtract mass</p> <p>This is a game like 'Battleships' but with an Americas theme.</p> <p>Find someone in your house to play the game. You need a game sheet each.</p> <p>On the first grid, place your 'alligators' (See the key to see how many of each size) Don't let the other person see.</p> <p>Take in turns to try to 'find' your partner's alligators. Record HITS and MISSES on the 'enemy' grid.</p> <p><b>Alligators in the Florida Keys</b></p>	<p>Summer Term - Week 11 (w/c 6th July)</p> <p>Lesson 3 - Add and subtract mass</p>  <p><a href="https://whiterosemaths.com/homelearning/year-3/">https://whiterosemaths.com/homelearning/year-3/</a></p> <p>See activity on website</p>

Each week, the whole school will be learning all about a different Continent in the World. This week we are learning about **the Americas**  
Try to keep to the correct days to avoid too much overlap with work in school.

<p><b>Our Curriculum</b> These activities will vary each week so we can ensure you are having access to all subjects.</p> <p>Have a go at as many of these activities as you can, one piece of work from this section to be emailed to your teacher.</p>	<p><b><u>Geography</u></b></p> <p>Explore the Americas by completing the Race across the world activity.</p> <p><b>Geography - Race across the world - Home learning</b></p>	<p><b><u>Science</u></b></p> <p>Learn about the Galapagos Islands.</p> <p><b>Science home learning</b></p>	<p><b><u>ART</u></b></p> <p>Have a go at one of the activities on the website.</p>	<p><b><u>PSHE</u></b></p> <p>What can we learn from Bethany Hamilton?</p> <p><b>PSHE home learning - Bethany Hamilton</b></p>	<p><b><u>DT</u></b></p> <p>Make a dreamcatcher -see instructions on the website.</p> <p><b>Dream Catcher Instructions</b></p>
--------------------------------------------------------------------------------------------------------------------------------------------------------------------------------------------------------------------------------------------------------------	------------------------------------------------------------------------------------------------------------------------------------------------------------------------------	------------------------------------------------------------------------------------------------------------	------------------------------------------------------------------------------------	-------------------------------------------------------------------------------------------------------------------------------	-------------------------------------------------------------------------------------------------------------------------------