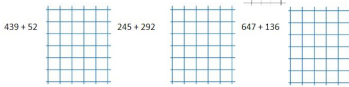
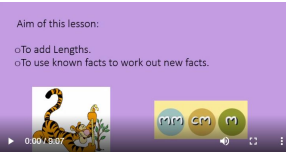
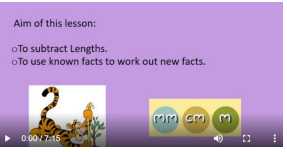
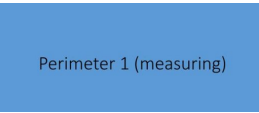
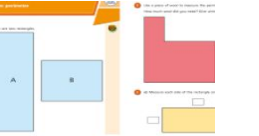
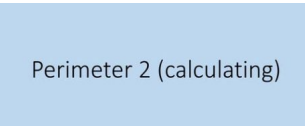



Choose one activity for each subject a day. Activities within a subject need to be done in order.

<p>English</p> <p>10 minutes reading, each day, followed by.....</p>	<p>Reading</p> <p>Comprehension How to catch an Iron Man</p> <p>Video lesson with instructions.</p> <p>plus Reading Comprehension- The Iron Man</p>	<p>Reading</p> <p>Instructions on the video lesson.</p> <p>Listen to the instructions on how to photograph a Soupee Bird using the link below</p> <p>https://soundcloud.com/talkforwriting/soupee/s-NGvL24j8TWf</p> <p>You can read a copy of this text on the website.</p> <p>Using the text, complete the Soupee Bird part of the table. (Template on website)</p> <p>Now Come up with your ideas on how to photograph a baby dragon - Complete the last column on the planning sheet.</p> <p>We will be using this for our writing tomorrow.</p>	<p>Reading</p> <p>Write your instructions of 'How to photograph a baby dragon'</p> <p>Using your planning sheet from yesterday. Write a set of instructions on How to photograph a baby Dragon.</p>	<p>Reading</p> <p>Listen to Billy and the Minpins - Chapter 9</p> <p>Dragons - reading Comprehension/word meaning</p> <p>Dragons - Word Meaning</p>	<p>Reading</p> <p>Listen to Billy and the Minpins Chapter 10</p> <p>Billy and the Minpins</p> <p>Now that we have finished the book, your task is to write a short summary of the story.</p> <p>You can choose how to present your work.</p> <ul style="list-style-type: none"> Write a diary entry pretending to be Billy describing what happened and how you now have adventures when you fly off at night on the swan Make a picture story - including a sentence to explain each picture. Write a summary of the story. You might start... <i>Billy and in the Minpins is a _____ story. it begins with Billy...</i>
<p>Spelling</p>	<p>Weekly spellings on Spelling Shed/Year 3 section of school website All - Revision - List 18 Revision from Year 2. Main - List 25 - Words ending -er when the root word ends in(t)ch' plus Challenge words from Year 3 / 4 list. Phonics Group - Suffixes -ment and -ness</p>				
<p>Maths</p> <p>Daily Rockstar times tables followed by.... (Tables have been set for each child)</p> <p>If you are unable to print, the answers to activities can be written in your exercise book.</p>	<p>You can either print out the sheets or write the answers in the exercise book in your Learning Pack. See below. Watch the video to help you. It will tell you when to pause and try a question. Don't forget to use the answer sheet to mark your work. Have another go if you made a mistake. https://whiterosemaths.com/homelearning/year-3/</p>				
<p>Calculation Monday</p> <p>Addition and subtraction (Medium)</p> <p>Remember to show your column method clearly on the squares.</p> <p>439 + 52 245 + 292 647 + 136</p>  <p>Complete the addition and subtraction calculations. You can choose your own level but might want to challenge yourself this week! Remember to show your working out clearly.</p> <p>29.6.2020 - Easier Questions 29.6.2020 - Easier Answers 29.6.2020 - Medium Questions 29.6.2020 - Medium Answers 29.6.2020 - Harder Questions 29.6.2020 - Harder Answers</p>	<p>Add Lengths</p> <p>Watch the video - https://merdon-junior-school.primarysite.media/media/3062020-add-lengths</p>  <p>Aim of this lesson: oTo add Lengths. oTo use known facts to work out new facts.</p> <p>Complete questions 1,2,3,4,5 and 6. Challenge = Question 7 If you are finding it too tricky, complete the easier activity on the website. 30.6.2020 - Add Lengths Activity 30.6.2020 Answers</p>	<p>Subtract Lengths</p> <p>Watch the video - https://merdon-junior-school.primarysite.media/media/172020-subtract-lengths</p>  <p>Aim of this lesson: oTo subtract Lengths. oTo use known facts to work out new facts.</p> <p>Pause and complete the activities when asked to.</p> <p>1.6.2020 - Subtract Lengths Activity 1.6.2020 Answers</p>	<p>Measuring perimeter</p> <p>Watch the video and complete the activities: https://merdon-junior-school.primarysite.media/media/perimeter-1-measuring</p>  <p>Perimeter 1 (measuring)</p> 	<p>Calculating perimeter</p> <p>Watch the video and complete the activities: https://merdon-junior-school.primarysite.media/media/perimeter-2-calculating</p>  <p>Perimeter 2 (calculating)</p> 	

Each Week, the whole school will be learning all about a different Continent in the World. This week we are learning about **Asia**.

Our Curriculum
These activities will vary each week so we can ensure you are having access to all subjects.

Have a go at as many of these activities as you can, one piece of work from this section to be emailed to your teacher.

Geography

Summer Project Asia Week

Resource on website

Science

Science Home Learning - on website.
Linked to kites

RE

Use the resources to find out about Buddhism

There is a video link on the resource sheet and then some work on symbols.

Resources on the website to support your learning.

ART

Choose from one of the Asia Art activities on the website.

Music

Watch each clip then complete the activity:

Asian Music

This week, we are visiting some of the countries in Asia to hear the music that is played there.

1.) First, we hear some **Japanese drumming**:

https://www.bbc.co.uk/3/health/2019/04/190424_japanese_drumming

What are the 6 things you need to remember when you are doing Japanese drumming? Watch again and write them down.

1. _____ 2. _____ 3. _____
4. _____ 5. _____ 6. _____

2.) We move on to **India**:

https://www.bbc.co.uk/3/health/2019/04/190424_indian_music

Write down 3 adjectives to describe Indian music:

DI

Read the information about Chinese Inventions

Activity- Look at some Money (£5 and £10 notes) Can you design a new £50 note? What would you put on it? Why?