






Choose one activity for each subject a day. You can do the subjects in any order. Activities within a subject need to be done in order.

<p><b>English</b></p> <p>10 minutes reading, each day, followed by.....</p>	<p><b>Reading</b></p> <p>Work this week is from the Talk4Writing booklet - Journey to the Jungle. You don't need to print the whole booklet, just the parts you need. Some activities you can just copy into your exercise book.</p> <p><b>Journey to the Jungle Booklet</b> on the website.</p> <p><b>T4F - Journey to the Jungle page 1 to 7</b></p>	<p><b>Reading</b></p> <p>Billy and the Minpins Chapter 7- ML</p> <p><b>T4F - Journey to the Jungle page 8 and 9.</b></p> <p>Plan and write a poem</p>	<p><b>Reading</b></p> <p><b>T4F - Journey to the Jungle page 10, 11, 12 and 13.</b></p> <p>Plan writing about the new jungle</p>	<p><b>Reading</b></p> <p>Billy and the Minpins Chapter 8 (KG)</p> <p><b>T4F - Journey to the Jungle</b></p> <p><b>Write jungle log</b></p>	<p><b>Reading</b></p> <p><b>Reading Comprehension</b></p> <p>Reading focus from Chapter 6</p> <ol style="list-style-type: none"> <li>1. Word Meaning</li> <li>2. Missing words</li> <li>3. reading comprehension</li> <li>4. Picture using clues</li> </ol> <p><b>English BATM chapter 6 comprehension</b></p>
<p><b>Spelling</b></p>	<p><b>Weekly spellings on Spelling Shed/Year 3 section of school website All - Stage 2 - List 12 . Main - Stage 3 List 23' plus Challenge words from Year 3 / 4 list 24. Phonics Group - Stage 2 List 33. Don't forget, we are looking to see who is at the top of the league for each class with the number of games played. You did amazingly last week. Which class will have everyone taking part?</b></p>				
<p><b>Maths</b></p> <p><b>Daily Rockstar times tables followed by....</b></p> <p><b>(Tables have been set for each child)</b></p> <p><b>If you are unable to print, the answers to activities can be written in your exercise book.</b></p>	<p><b>Calculation Monday</b></p> <p>Have a go at these questions. Choose a level to complete. If you are unsure, look back at the demonstration clips in video on the link below.</p> <p><a href="https://merdon-junior-school.primary.media/media/01062020-calculation-monday">https://merdon-junior-school.primary.media/media/01062020-calculation-monday</a></p>  <p><b>22.6.2020 - Calculation Monday Activity</b></p> <p><b>22.6.2020 Answers</b></p>	<p><b>Time :Make your own clock with moveable hands.</b></p>  <p>or <a href="http://www.viewpure.com/WVe3V3gcSDk?start=0&amp;end=0">http://www.viewpure.com/WVe3V3gcSDk?start=0&amp;end=0</a></p> <p><b>Revise telling the time for:</b></p> <ul style="list-style-type: none"> <li>• o'clock eg 5 o'clock = 5:00</li> <li>• half past eg half past 5 = 5:30</li> </ul>	<p><b>Time starter/practise: Quarter past</b></p> <p><b>Work through the video, using your paper clock to help you.</b></p>  <p><b>Main :</b></p> <p><b>Watch the video - 24.6.2020 Length and Perimeter Lesson 1 - Measure Length</b></p> <p>Length and Perimeter – Lesson 1</p> <p>Aims of this lesson</p> <ul style="list-style-type: none"> <li>• To measure with a ruler.</li> </ul> <p>Complete the worksheet.</p> <p><b>24.6.2020 - Measure Length Activity</b></p> <p><b>24.6.2020 - Answers</b></p>	<p><b>Time starter/practise: quarter to</b></p> <p><b>Work through the video, using your paper clock to help you.</b></p>  <p><b>Main:</b></p> <p><b>Watch the video - 25.6.2020 Length and Perimeter Lesson 2 - Equivalent Lengths (m and cm)</b></p> <p>Length and Perimeter – Equivalent length (m and cm) – Lesson 2</p> <p>Aims of this lesson</p> <ul style="list-style-type: none"> <li>• To learn that 1 m = 100cm</li> <li>• Use known facts to work out new facts.</li> </ul> <p>Complete the worksheet.</p> <p><b>25.6.2020 - Equivalent lengths (m and cm) Activity</b></p> <p><b>25.6.2020 - Answers</b></p>	<p><b>Time Starter: (Mental)</b></p> <p>5 minute intervals</p> <p><b>Watch:</b></p> <p><a href="https://www.bbc.co.uk/bitesize/clips/zqkwmp3">https://www.bbc.co.uk/bitesize/clips/zqkwmp3</a></p> <p><b>Complete the sheet:</b></p> <p><b>Tell the Time: Writing the Time</b></p> <p>Underneath each clock, write the time shown.</p>  <p><b>Main :</b></p> <p><b>Watch the video - 26.6.2020 Length and Perimeter Lesson 3 – Equivalent Lengths (mm and cm)</b></p> <p>Length and Perimeter: Equivalent length (mm and cm) – Lesson 3</p> <p>Aims of this lesson</p> <ul style="list-style-type: none"> <li>• To learn that 10 mm = 1cm</li> <li>• Use known facts to work out new facts.</li> </ul> <p>Complete questions 1,2,3,4 and 6.</p> <p><b>Challenge: Question 5.</b></p> <p><b>26.6.2020 - Equivalent lengths (mm and cm) Activity</b></p> <p><b>26.5.2020 - Answers</b></p>

# Each Week, the whole school will be learning all about a different Continent in the World. This week we are learning about **Africa**.

**Our Curriculum**  
These activities will vary each week so we can ensure you are having access to all subjects.

Have a go at as many of these activities as you can, one piece of work from this section to be emailed to your teacher.

## Geography

Find out about Africa. You may know some of this already from when we looked at Africa earlier this term. What else can you discover?

Resources on website

[Geography - Home Learning](#)

## Science

Africa - Animals and Habitat  
There are lots of activities here so have a look at what you would like to do. You could do more than one.

Resources on website

[Science - Africa - - Home Learning](#)

## PSHE

Wangari Maathai

Learn about this amazing person and then try the wonderful art activity linked to what you learn about her.

[Wangari Maathai Home Learning](#) see resource on website

## Music

Watch the videos and have a go at some African music activities!

### African Music activities

Listening:

Listen to/watch these clips of African music:

<https://www.bbc.co.uk/3/programmes/p016c2d4>

(click down page to watch video of singing "The Star and the Wiseman")

<https://www.bbc.co.uk/3/programmes/p016c2d4>

<https://www.bbc.co.uk/3/programmes/p016c2d4>

Now you have listened to some African music and seen the instruments, can you label each instrument with its correct name?



## Art Outdoors

### /African Art

Idea from Austin

Using art in the style of Andy Goldsworthy, can you go on a walk, to the park, the windsor the forest. While you are there, create a piece of art work using natural resources and leave for someone else to enjoy.

**Theme for the piece of Artwork:**  
**Africa or African animals.**

**There is also an art activity on the website**

[African Art](#)

