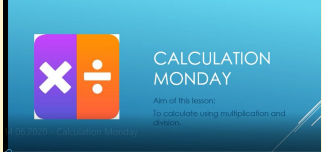
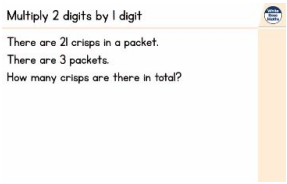

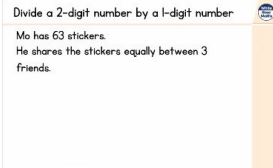

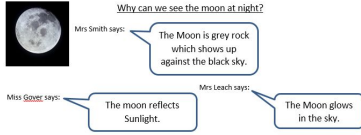



Choose one activity for each subject a day. You can do the subjects in any order. Activities within a subject need to be done in order.

<p><b>English</b></p> <p>10 minutes reading, each day, followed by.....</p>	<p><b>Reading</b> Read the extract from the Minpins. What words could go into the gaps?</p>	<p><b>Reading</b> Billy and the Minpins Chapter 5</p>	<p><b>Reading</b> Billy and the Minpins Chapter 6</p>	<p><b>Reading</b></p>	<p><b>Reading</b></p>
	<p><b>Writing</b> Explore the author's choice of words?</p> <p><b>Video</b> Billy and the Minpins Word Meaning. Pause to do the activities</p>	<p><b>The Iron Man - Lesson 1</b> Watch the video <b>Week</b>. Look out for when it tells you to pause or stop.</p>	<p><b>The Iron Man - Lesson 2</b> Watch the video. <b>Week 10 English Tues-Wed-Thurs-Fri.</b> Look out for when it tells you to pause or stop.</p>	<p><b>The Iron Man - Lesson 3</b> Watch the video. <b>Week 10 English Tues-Wed-Thurs-Fri.</b> Look out for when it tells you to pause or stop.</p>	<p><b>The Iron Man - Lesson 4</b> Watch the video. <b>Week 10 English Tues-Wed-Thurs-Fri.</b> Look out for when it tells you to pause or stop.</p>
<p><b>Spelling</b></p>	<p><b>Weekly spellings on Spelling Shed/Year 3 section of school website All - Stage 2 Challenge Words. Main - Adding the suffix -ally when the root word end in -ic' plus Challenge words from Year 3 / 4 list- List 18. Phonics Group - The s sound spelt c before e, i and y</b></p>				
<p><b>Maths</b></p> <p>Daily Rockstar times tables followed by.... (Tables have been set for each child)</p> <p>If you are unable to print, the answers to activities can be written in your exercise book.</p>	<p><b>Calculation Monday</b> Watch video - <a href="https://merdon-junior-school.primarysite.media/media/14062020-calculation-monday">https://merdon-junior-school.primarysite.media/media/14062020-calculation-monday</a></p>  <p>Complete <b>1 set of x</b> and <b>1 set of ÷</b> questions. Choose whether to complete the easier, medium or trickier questions for each operation.</p> <p><b>Challenge</b> yourself with the level of difficulty.</p> <p>Check your answers using the teacher book.</p> <p><b>15.6.2020 - Calculation Monday</b> <b>15.6.2020 Teacher Book</b></p>	<p><b>White Rose Summer Term week 4 - Lesson 2: Multiply 2 digit by 1 digit number</b></p> <p>Multiply 2 digits by 1 digit</p>  <p>There are 2l crisps in a packet. There are 3 packets. How many crisps are there in total?</p> <p>Watch the video and pause when asked to. Complete the questions up to q 6, using <b>either</b> the method shown on the video, <b>or</b> one of the others you are comfortable with. (drawing, expanded vertical method).</p> <p><b>Challenge:</b> Complete questions 6 - 8</p> <p><b>16.6.2020 - Multiply 2-digits by 1 digit Activity</b> <b>16.6.2020 Answers</b></p>	<p><b>Multiplying then converting to pounds and pence</b> Watch video - <a href="https://merdon-junior-school.primarysite.media/media/multiplying-and-converting-to-pounds-and-pence">https://merdon-junior-school.primarysite.media/media/multiplying-and-converting-to-pounds-and-pence</a></p> <p>Multiplying and converting into £ and p</p>  <p>Then have a go at the first set of questions -choose your level.</p> <p>If you are feeling confident, solve the word problems.</p> <p>If you are up for a challenge, solve the "further challenge"!</p> <p><b>17.6.2020 - Multiplying and converting to pounds and pence</b> <b>17.6.2020 Answers</b></p>	<p><b>White Rose Summer Term week 4 - Lesson 3</b> <b>Divide 2-digits by 1-digit (2)</b></p>  <p>Divide a 2-digit number by a 1-digit number</p> <p>Mo has 63 stickers. He shares the stickers equally between 3 friends.</p> <p>Watch the video and pause to complete qs 1 -4 when told to.</p> <p>Watch the next input then decide.</p> <p>1.)If you feel confident with the method introduced, continue with the other questions on the sheet. 2.)If you would like more practise with a method you are comfortable with, complete the "more practise" sheet.</p> <p><b>18.6.2020 - divide 2 digit by 1 digit</b> <b>18.6.2020 Answers</b> <b>More practise division</b> <b>Answers division more practise</b></p>	<p><b>Dividing Money</b> Watch the video- <a href="https://merdon-junior-school.primarysite.media/media/19062020-dividing-money">https://merdon-junior-school.primarysite.media/media/19062020-dividing-money</a></p>  <p>Aim of this lesson: To calculate using division.</p> <p>19.06.2020 - Dividing Money</p> <p>Complete the activity on the website. Choose your starting level (<b>easier or trickier</b>). Then try the word problems.</p> <p>Once you have finished, check your answers using the teacher book.</p> <p><b>19.6.2020 - Dividing Money</b> <b>19.6.2020 Teacher Book</b></p>

<p><b>Science</b></p> <p>Our topic is Light -all resources are on the website under this week's learning.</p>	<p><b>Lesson 3 - The Moon</b></p>  <p>1.) Complete the activity..</p> <p>If you are unable to do this, look at this short clip:</p> <p><a href="#">The Moon - KS2 Science</a></p> <p>2.) Complete the paragraph by filling in the gaps.</p>		<p><b>Lesson 4 - Different materials</b></p> <table border="1" data-bbox="1122 73 1429 177"> <tr> <td>Transparent - light can travel through the material</td> <td>Glass/Water</td> </tr> <tr> <td>Translucent (trans-loo-sent)- some light can travel through the material</td> <td>Coloured glass</td> </tr> <tr> <td>Opaque (oh-payk) - doesn't let any light through</td> <td>Cardboard</td> </tr> </table> <p>1.) Watch this clip: <a href="#">Light - KS1 Science</a></p> <p>2.) Complete the activities.</p>	Transparent - light can travel through the material	Glass/Water	Translucent (trans-loo-sent)- some light can travel through the material	Coloured glass	Opaque (oh-payk) - doesn't let any light through	Cardboard		
Transparent - light can travel through the material	Glass/Water										
Translucent (trans-loo-sent)- some light can travel through the material	Coloured glass										
Opaque (oh-payk) - doesn't let any light through	Cardboard										

<p><b>Active and Well-being</b></p>	<p><b>At 9am every weekday morning, Joe Wicks is doing a 30 minute workout session for kids. Google Joe Wicks Body Coach kids.</b></p>				
	<p>Supermovers 8x table</p>	<p>Practice your throwing and catching. You could use...</p> <ul style="list-style-type: none"> <li>• a ball</li> <li>• a pair of socks</li> <li>• a soft toy</li> </ul> <p>Can you throw and catch in the air? Can you throw and catch against a wall?</p>	<p>Supermovers 8x table</p>	<p>Make up you own Joe Wicks type routine of 5 exercises.</p> <p>Can you do each exercise for 1 minute?</p>	<p>Use your routine from yesterday.</p> <p>How can you make it harder?</p>

<p><b>Our Curriculum</b></p> <p>These activities will vary each week so we can ensure you are having access to all subjects.</p> <p>Have a go at as many of these activities as you can, one piece of work from this section to be emailed to your teacher.</p>	<p>PSHE - Refugee Week</p> <p>Watch the presentation</p> <p><b>Refugee Week Lesson 1</b></p> <p>Here are the 2 links: <a href="https://vimeo.com/419935173/e33e8c24d7">https://vimeo.com/419935173/e33e8c24d7</a></p> <p><a href="https://vimeo.com/418420320">https://vimeo.com/418420320</a></p>	<p><b>ART</b></p> <p><a href="https://www.thenational.academy/year-3/foundation/drawing-skills-how-can-we-use-texture-to-make-our-drawings-more-interesting-vear-3-wk5-5">https://www.thenational.academy/year-3/foundation/drawing-skills-how-can-we-use-texture-to-make-our-drawings-more-interesting-vear-3-wk5-5</a></p>	<p><b>RE</b></p> <p><b>Hindu creation story</b></p> <p>Listen to the Hindu Creation Story.</p> <p>Your task is to represent one scene or “snapshot” from the story in whatever way you like.</p> <p>You could:</p> <ul style="list-style-type: none"> <li>• draw it</li> <li>• paint it</li> <li>• act it out</li> <li>• recreate a “freeze frame” and take a picture</li> <li>• model it from plasticine or clay</li> <li>• make an animation</li> </ul>	<p>PSHE - Refugee Week</p> <p><a href="https://www.youtube.com/watch?v=lmizwPXjCSQ">https://www.youtube.com/watch?v=lmizwPXjCSQ</a></p> <p>Watch the Video of Chris Naylor -Ball reading his book The Suitcase. We looked at it earlier in the Year.</p>  <p><b>How does this link to our work on refugees?</b></p> <ul style="list-style-type: none"> <li>• Fold a piece of paper into 8 equal parts</li> </ul>	<p><b>MUSIC</b></p> <p>Listen to the Mystery music again(link on the website). It is the finale from a ballet called <b>The Firebird</b> by Igor Stravinsky.</p> <p>The story is a Russian folk tale about an enchanted garden owned by an evil man and a Firebird who longs to be set free.</p> <p><b>Your task:</b></p> <p>Go on a “sound walk” outside, in your garden or somewhere else. Write down all the different sounds you can hear. You can even draw a sound “map” if you like.</p>
---	--	--	---	---	---

				<ul style="list-style-type: none"><li>• Draw your own picture story to retell what happens in this story.</li></ul>	
--	--	--	--	---	--