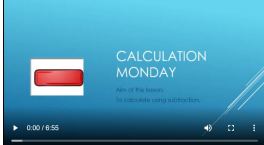
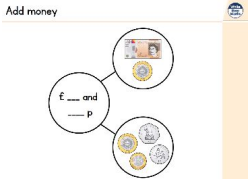
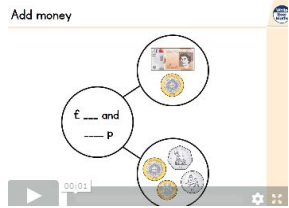
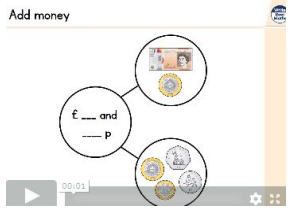



Choose one activity for each subject a day. You can do the subjects in any order. Activities within a subject need to be done in order.

|   |  |  |  |   |  |
|---|--|--|--|---|--|
| <p><b>English</b></p> <p>10 minutes reading, each day, followed by.....</p>   | <p><b>Reading</b><br/>Billy and the Minpins Chapter 2</p>  | <p><b>Reading</b></p>  | <p><b>Reading</b><br/>Billy and the Minpins Chapter 3</p>  | <p><b>Reading</b></p>   | <p><b>Reading</b><br/>Billy and the Minpins Chapter 4</p>  |
|   | <p><b>Writing</b><br/><b>Talk 4 Writing Home -school Booklet. (Link on website)</b><br/><b>The Truth about Trolls - Lesson 1</b><br/>Read page 3 and Follow the Text on page 4 and 5 - The Truth About Trolls while you listen to it (There is link on document)<br/>Read page 6 and complete the activity on page 7.<br/>Choose 4 of these words and use them in an amazing sentence of your own.</p>   | <p><b>Writing</b><br/><b>Talk 4 Writing Home -school Booklet. (Link on website)</b><br/><b>The Truth about Trolls - Lesson 2</b><br/>Grammar Games Page 8 and 9</p>  | <p><b>Writing</b><br/><b>Talk 4 Writing Home -school Booklet. (Link on website)</b><br/><b>The Truth about Trolls - Lesson 3</b><br/>Add-on Adverb Game page 10 and 11</p>   | <p><b>Writing</b><br/><b>Talk 4 Writing Home -school Booklet. (Link on website)</b><br/><b>The Truth about Trolls - Lesson 4</b><br/>Engaging Adverbs and Drop -in Game page 12 and 13</p>  | <p><b>Writing</b><br/><b>Talk 4 Writing Home -school Booklet. (Link on website)</b><br/><b>The Truth about Trolls - Lesson 5</b><br/>Planning and writing your text page 14, 15 and 16</p>   |
| <p><b>Spelling</b></p>  | <p><b>Weekly spellings on Spelling Shed/Year 3 section of school website</b> All - 'or' sound spelled with an a <b>Main</b> - Adding -ly to words ending with -le plus Challenge words from Year 3 / 4 list. <b>Phonics Group</b> - Adding -ing to words and doubling the consonant.</p>   |  |  |   |  |
| <p><b>Maths</b><br/><b>Daily Rockstar times tables followed by....</b><br/><b>(Tables have been set for each child)</b></p> <p><b>If you are unable to print, the answers to activities can be written in your exercise book.</b></p> | <p>You can either print out the sheets or write the answers in the exercise book in your Learning Pack. See below. Watch the video to help you. It will tell you when to pause and try a question. <b>Don't forget to use the answer sheet to mark your work. Have another go if you made a mistake.</b><br/><a href="https://whiterosemaths.com/homelearning/year-3/">https://whiterosemaths.com/homelearning/year-3/</a></p>   |  |  |   |  |
|   | <p><b>Calculation Monday</b><br/>Watch the video - <a href="https://merdon-junior-school.primarsite.media/media/08062020-calculation-monday-money">https://merdon-junior-school.primarsite.media/media/08062020-calculation-monday-money</a></p>  <p>Complete the activity on the website. Choose your starting level (easier or trickier). Remember to challenge yourself. Once you have completed 1 set of questions, have a go at challenging yourself further by trying the next level/ apply task.</p> <p>Remember to check your answers using the teacher book.</p> <p><b>08.06.2020 Activity</b><br/><b>08.06.2020 Teacher Book</b></p> | <p><b>Add Money</b><br/>Summer Term - Week 3 (w/c 4th May)<br/>Lesson 2 - Add Money</p> <p>Watch the video</p>  <p>Complete questions 1,2,3,4,5,7 and 8.</p> <p>Challenge: Question 6.</p> <p>Remember to use your counting money skills and knowledge that 100p = £1 from last week to help you.</p> <p><b>09.06.2020 - Add Money Activity Sheet</b><br/><b>09.06.2020 - Add Money Answers</b></p> | <p><b>Subtract Money</b><br/>Summer Term - Week 3 (w/c 4th May)<br/>Lesson 3 - Subtract Money</p>  <p>Watch the video <b>up until 5 minutes 16 seconds.</b></p> <p>Complete the subtract money lesson 1 activity on the school website NOT the White Rose task.</p> <p>Check your answers using the teacher book.</p> <p><b>Subtract Money - Lesson 1 Activity</b><br/><b>Subtract Money - Lesson 1 Teacher Book</b></p> | <p><b>Subtract Money</b><br/>Summer Term - Week 3 (w/c 4th May)<br/>Lesson 3 - Subtract Money</p>  <p>Watch the video from <b>5 minutes 16 seconds until 7 minutes and 27 seconds.</b></p> <p>Complete the subtract money lesson 2 activity on the school website NOT the White Rose task.</p> <p>Check your answers using the teacher book.</p> <p><b>Subtract Money - Lesson 2 Activity</b><br/><b>Subtract Money - Lesson 2 Teacher Book</b></p> | <p><b>Catch up day</b></p> <p>Either:<br/>a.) Catch up with maths from yesterday<br/>b.) Choose a page to do from your CGP book<br/>or<br/>c.) Complete one of challenge activities on the website.</p> <p><b>Subtract Money Challenge Money Reasoning</b></p> |

|   |  |                     |  |                     |                    |                  |                 |                     |                    |   |   |                              |  |  |       |       |       |       |       |       |  |  |
|---|--|---------------------|--|---------------------|--------------------|------------------|-----------------|---------------------|--------------------|---|---|------------------------------|--|--|-------|-------|-------|-------|-------|-------|--|--|
| <p><b>Geography</b></p>   | <p><b>Geography Lesson 7 ( Continued from last half term)</b></p> <p>Learning more about the Ivory Coast.<br/>What links the Ivory Coast to the UK?<br/>Watch the video<br/>Complete the see/infer activity</p>  |                     | <p><b>Geography Lesson 8</b></p> <p><b>From Bean to Bar</b><br/>Read the information on the website document. You may be an adult to help you read the pages</p> <p><b>Then make own diagram with pictures and facts</b></p> |                     |                    |                  |                 |                     |                    |   |   |                              |  |  |       |       |       |       |       |       |  |  |
| <p><b>Active and Well-being</b></p>   | <p><b>At 9am every weekday morning, Joe Wicks is doing a 30 minute workout session for kids. Google Joe Wicks Body Coach kids.</b></p>   |                     |  |                     |                    |                  |                 |                     |                    |   |   |                              |  |  |       |       |       |       |       |       |  |  |
| <p><b>Our Curriculum</b><br/>These activities will vary each week so we can ensure you are having access to all subjects.</p> <p><b>Have a go at as many of these activities as you can, one piece of work from this section to be emailed to your teacher.</b></p> | <p><b>PSHE</b></p> <p><b>Tuesday 9th June is Empathy Day!</b></p> <p>This week we would like you to imagine what it feels like to “be in someone else’s shoes”</p> <p>Read each scenario - you might have experienced some of them.</p> <ol style="list-style-type: none"> <li>write down what you might think and feel about it</li> <li>write down what the other person might be thinking or feeling.</li> </ol> <p><i>In Someone else's shoes...</i></p> <p>1.) A friend gets upset when you play with someone else.</p> <table border="1" data-bbox="360 1141 723 1257"> <tr> <td>I might think...</td> <td>I might feel...</td> <td>They might think...</td> <td>They might feel...</td> </tr> </table> <p>2.) A new child in the class won't join your game, even though you've asked.</p> <table border="1" data-bbox="360 1289 723 1390"> <tr> <td>I might think...</td> <td>I might feel...</td> <td>They might think...</td> <td>They might feel...</td> </tr> </table> | I might think...    | I might feel...  | They might think... | They might feel... | I might think... | I might feel... | They might think... | They might feel... | <p><b>Art</b></p> <p>Can you make your own salt dough to make a leaf tile? ( See instructions on website) or adapt the activity to make a bowl or a hanging display ( see pictures)</p> <p>More ideas available here<br/><a href="https://www.youtube.com/watch?v=cYINlyv6_7k&amp;list=PLk-ZUx1jkfsrNzAvGkO2kF6YINVPxfIn&amp;index=1">https://www.youtube.com/watch?v=cYINlyv6_7k&amp;list=PLk-ZUx1jkfsrNzAvGkO2kF6YINVPxfIn&amp;index=1</a></p> <p>or</p> <p>To link to our Minpins book, you might want to go outside and try to sketch some leaves, bark or trees.</p> | <p><b>RE</b></p> <p>Listen to the Christian Creation Story.</p> <p>Draw a detailed picture showing what was created each day during the week.</p> <p>Some days require more than others!</p> <table border="1" data-bbox="1122 1038 1431 1238"> <tr> <td colspan="3">The Christian Creation Story</td> </tr> <tr> <td>Day 1</td> <td>Day 2</td> <td>Day 3</td> </tr> <tr> <td>Day 4</td> <td>Day 5</td> <td>Day 6</td> </tr> </table> | The Christian Creation Story |  |  | Day 1 | Day 2 | Day 3 | Day 4 | Day 5 | Day 6 | <p><b>Music/art/PE/English:</b></p> <p><b>Click on the link on the website to listen to the mystery piece of music...</b></p> <p><i>-How does it make you feel?</i><br/> <i>-What <b>picture</b> or <b>story</b> does it create in your head?</i><br/> <i>-What <b>words</b> spring to mind?</i><br/> <i>-Does it make you want to <b>move in a certain way?</b></i></p> <p><b>Respond</b> to the music by drawing, painting, dancing/movement/story/word collage.</p> <p>Here's a word collage I started...</p>  | <p><b>Art</b></p> <p>Look at the art of Andy Goldsworthy Examples on website.</p> <p><b>Art of Andy Goldsworthy</b></p> <p>In an outdoor space, can you make a <b>pattern</b> using only natural resources?</p> <ul style="list-style-type: none"> <li>spirals</li> <li>lines</li> <li>circles</li> </ul> <p>Take a photo of your work and email to your teacher</p> |
| I might think...  | I might feel...  | They might think... | They might feel...   |                     |                    |                  |                 |                     |                    |   |   |                              |  |  |       |       |       |       |       |       |  |  |
| I might think...  | I might feel...  | They might think... | They might feel...   |                     |                    |                  |                 |                     |                    |   |   |                              |  |  |       |       |       |       |       |       |  |  |
| The Christian Creation Story  |  |                     |  |                     |                    |                  |                 |                     |                    |   |   |                              |  |  |       |       |       |       |       |       |  |  |
| Day 1   | Day 2  | Day 3               |  |                     |                    |                  |                 |                     |                    |   |   |                              |  |  |       |       |       |       |       |       |  |  |
| Day 4   | Day 5  | Day 6               |  |                     |                    |                  |                 |                     |                    |   |   |                              |  |  |       |       |       |       |       |       |  |  |