

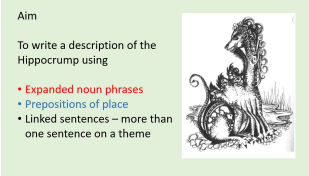

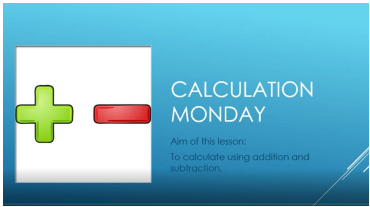
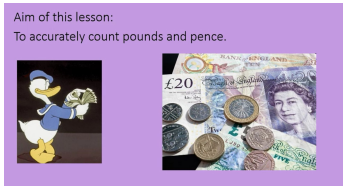
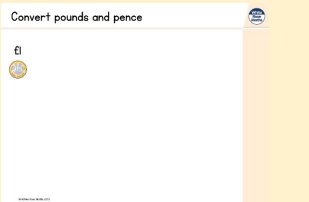




Choose one activity for each subject a day. You can do the subjects in any order. Activities within a subject need to be done in order.


<p>English</p> <p>10 minutes reading, each day, followed by.....</p>	<p>Reading Revise The Jabberwocky Practise reading the poem aloud. Could share read with an adult.</p>	<p>Reading Share read 'The Owl and the Pussy Cat' with an adult. Poem on website.</p>	<p>Reading Independent read aloud: The Owl and the Pussy Cat</p>	<p>Reading The Hippocrump - part 1</p>	<p>Reading The Minpins Chapter1</p>
	<p>Reading comprehension Structure Fact retrieval - model and practise Watch video - plus activity. Self Mark</p> 	<p>Writing Describing the Hippocrump. Collecting ideas. Complete the</p>  <p>planning template</p>	<p>Writing Describing the Hippocrump Watch video. Write own description of the Hippocrump</p> 	<p>Reading Comprehension - The Hippocrump Structure and Fact retrieval - model and practise - video and task</p>  <p>The rest of the poem is on the website if you want to read it.</p>	<p>Writing <u>Apply</u> Your chance to be creative. Design your own fantastic beast. See ideas on website (see video) Draw and add describing words for different parts - just like we did with the Hippocrump. Write your own description of your fantastic beast. Start a new paragraph for each part of the body.</p>
<p>Spelling</p>	<p>Weekly spellings on Spelling Shed/Year 3 section of school website All - Revision from year 2 - contractions (list 34) Main - words ending in -le (list 20) Phonics Group - Adding -ing to words one syllable (doubling the consonant to keep the vowel sound short(list 20) - Challenge - Revise list 6</p>				
<p>Maths Daily Rockstar times tables followed by.... (Tables have been set for each child)</p> <p>If you are unable to print, the answers to activities can be written in your exercise book.</p>	<p>Calculation Monday Watch video - https://merdon-junior-school.primarysite.media/media/01062020-calculation-monday</p>  <p>Complete 1 set of + and 1 set of - questions. Choose whether to complete the easier, medium or trickier questions for each operation. Challenge yourself with the level of difficulty. Check your answers using the teacher book.</p> <p>01.06.2020 Questions and Teacher Book</p>	<p>Pounds and Pence Watch video - https://merdon-junior-school.primarysite.media/media/02062020-pounds-and-pence</p>  <p>Complete questions 1, 2, 4, 5 and 6 from the Pounds and Pence activity sheet. Mark your work using the mark sheet. Challenge: Question 3 from today's activity sheet. How many different ways can you make this amount? 02.06.2020 Pounds and Pence Worksheet 02.06.2020 Pounds and Pence Teacher Book</p>	<p>Convert Pounds and Pence 1 Summer Term - Week 3 (w/c 4th May) Lesson 1 - Convert Pounds and Pence.</p>  <p>Watch the video lesson up until 5 minutes 15 seconds.</p> <p>Remember to complete the practice activities in the video either verbally or on paper. Complete questions 1 - 4 from the activity sheet.</p> <p>If you are stuck use real coins to help you.</p>	<p>Catch up day</p> <p>Either: a.) Catch up with maths from yesterday b.) Choose a page to do from your CGP book or c.) Complete the challenge activities</p> <p>04.06.2020 - Challenge Activities</p> 	<p>Convert Pounds and Pence 2 1.)Complete Flashback 4 and check your answers. 05.06.2020 - Flashback 4 Questions and Answers 2.)Summer Term - Week 3 (w/c 4th May) Lesson 1 - Convert Pounds and Pence.</p>  <p>Watch the video lesson from 5 mins 15 seconds until the end. Remember to complete the practice activities in the video either verbally or on paper. Complete questions 5 - 8 from the activity sheet.</p> <p>If you are stuck use real coins to help you.</p>

Science
This half term our topic is Light. **All resources are on the website under this week's learning.**

Lesson 1 - What is light?

Odd One Out

Look at the pictures below. Which do you think is the odd one out, and why?



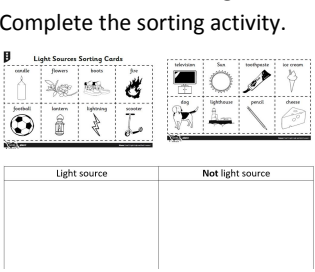
Complete the activities on the website.

- 1.) What is light?
- 2.) Odd one out

link used:
[A torch as a light source - KS2 Science](#)

Lesson 2 - Sources of light

Complete the sorting activity.



Active and Well-being

At 9am every weekday morning, Joe Wicks is doing a 30 minute workout session for kids. Google Joe Wicks Body Coach kids.

<p>Just Dance Google: Just Dance Or Disney Dance Workout https://www.thisgirlcan.co.uk/activities/disney-workouts/</p>	<p>Sevens Ball Game - Can you improve your throwing and catching skills by completing this challenge?</p> <p>Sevens Ball Game</p>	<p>Create your own sports day activity. Can you challenge somebody else to try your activity?</p>	<p>Supermovers 8x table</p>	<p>Tokyo Ten - Random Routine.</p> <p>Watch the video- https://www.getset.co.uk/resources/travel-to-tokyo/randomroutines</p> <p>Can you create your own routine?</p>
--	--	---	-----------------------------	--

Our Curriculum
These activities will vary each week so we can ensure you are having access to all subjects.

Have a go at as many of these activities as you can, one piece of work from this section to be emailed to your teacher.

PSHE Empathy

Read the empathy short story : **Caveman learns big huge lesson.**

Once they've finished reading, talk about how you felt about the story.

- Were there any characters you felt more empathy for?
- Did the characters show empathy for each other?

Now draw a picture of 2 scenes from the story.

ART

After you have read 'The Owl and the Pussy Cat' draw a picture that could be an illustration for the poem.

Music/PSHE Empathy

Feeling emotions through music
Music is really powerful and can be full of emotion.
Listening to music together can help us think about feelings and share them

Play a piece of music and listen really carefully.

While you're listening, draw a picture of how the music makes you feel.

These links are on the website:
2 contrasting pieces to listen to and draw. (2 pictures -one for each)

1. Mambo from West Side Story
2. Rhapsody in Blue by Gershwin.

RE/Creation

What does the word 'create' mean. Fill a page with pictures of different things you could create...



I have started a WAGOLL for you. What are your ideas?

Music

Look in the music folder under "whole school activities".

Choose one of the PowerPoint lessons to follow.

Have fun!