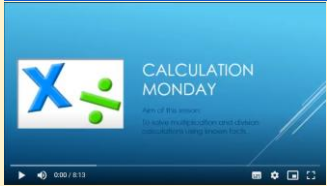








Choose one activity for each subject a day. You can do the subjects in any order. Activities within a subject need to be done in order.

| | | | | | |
|---|---|--|--|--|---|
| <p>English</p> <p>10 minutes reading, each day, followed by.....</p> | <p>Reading Listen to chapter 8.</p> | <p>Reading Chapter 9</p> | <p>Reading Chapter 10</p> | <p>Reading Chapter 11</p> | <p>Reading Chapter 12</p> |
| | <p>Writing</p> <p><u>Writing activity 1</u> - fill in the gaps and draw a picture.</p> <p>Phonics group - Either do this task or an activity from the Phonics Group Folder on website</p> | <p>Writing</p> <p><u>Activity 2</u> Reading Comprehension. Listen to chapter 9 then answer the questions.</p> <p>Phonics group - Either do this task or an activity from the Phonics Group Folder on website</p> | <p>Writing</p> <p><u>Writing activity 3</u> Look at picture of Granny and fronted adverbials. Write sentences to describe her.</p> <p>Phonics group - Either do this task or an activity from the Phonics Group Folder on website</p> | <p>Writing</p> <p><u>Writing activity 4</u></p> <ol style="list-style-type: none"> Look at the WAGOLL of Charlie that has been annotated. Choose one of the other characters (website resource) and annotate with character features. <p>Phonics group - Either do this task or an activity from the Phonics Group Folder on website</p> | <p>Writing</p> <p><u>Writing activity 5</u> Look at the character description WAGOLL. Write a description for your character using: Fronted adverbials Prepositions Conjunctions Expanded noun phrases</p> <p>Phonics group - Either do this task or an activity from the Phonics Group Folder on website</p> |
| <p>Spelling</p> | <p>Weekly spellings on Spelling Shed/Year 3 section of school website All - revision from Year 2 - Challenge words. Main - Long /a/ sound spelt 'ai' plus Challenge words from Year 3 / 4 list. Phonics Group - Adding -es to nouns and verbs ending in 'y'</p> | | | | |
| <p>Maths</p> <p>Daily Rockstar times tables followed by.... (Tables have been set for each child)</p> <p>If you are unable to print, the answers to activities can be written in your exercise book.</p> | <p>Looking at fractions - You can either print out the sheets or write the answers in the exercise book in your Learning Pack. See below. Watch the video to help you. It will tell you when to pause and try a question. Don't forget to use the answer sheet to mark your work. Have another go if you made a mistake.</p> <p>https://whiterosemaths.com/homelearning/year-3/</p> <p>Calculation Monday Watch video - https://merdon-junior-school.primarysite.media/media/we-ek-6-calculation-monday-1152020</p>  <p>Complete x and ÷ known fact questions using your times table knowledge. Choose whether to complete the easier, medium or trickier questions for each operation. Challenge yourself with the level of difficulty. Check your answers using the teacher book.</p> <p>Monday 7.5.2020 - Questions and Teacher Book</p> | <p>White Rose Home Learning Summer Term - Week 1 (w/c 20 April) Lesson 2 Equivalent fractions (3)</p>  <p>When you complete question 6 - remember to use your fraction wall from question 4 to help you.</p> | <p>Catch up day</p> <p>Either:</p> <ol style="list-style-type: none"> Catch up with maths from yesterday Choose a page to do from your CGP book <p>or</p> <ol style="list-style-type: none"> Complete the more practice tasks. | <p>White Rose Home Learning Summer Term - Week 1 (w/c 20 April) Lesson 3 Comparing fractions</p>  <p>Complete all questions up to question 5.</p> | <p>Catch up day</p> <p>Either:</p> <ol style="list-style-type: none"> Catch up with maths from yesterday Choose a page to do from your CGP book <p>or</p> <ol style="list-style-type: none"> Below is a more challenging task you can try. |

| | | | | | |
|--|---|---|--|---|---|
| <p>More Maths if you want more practice. These activities will be found on the website.</p> | <p>Create some questions of your own: TO x O TO ÷ O</p> <p>Can you now use your known facts to help you?</p> | <p>Hit the Button</p> <p>https://www.topmarks.co.uk/maths-games/hit-the-button</p> | <p>Mathletics If you have finished the work set, try the fractions activities (you might have done them before but practice is good.) Equivalent Fraction Wall 1 Shading Equivalent Fractions</p> | <p>Mathletics If you have finished the work set, try the fractions activities (you might have done them before but practice is good.) Compare Fractions 1a Comparing Fractions 1</p> | <p>Challenge: Try questions 5,6,and 7 from yesterday's comparing fractions lesson.</p> |
| <p>Topic</p> <p>Geography</p> | <p>What is Africa like? https://www.youtube.com/watch?v=fzBVPKU_qX8 https://www.youtube.com/watch?v=O9ZkHkix8aY</p> <p>Ask an adult to help you load the videos. Watch each video twice. 1st time - enjoy 2nd time - complete the grid with as much information as you can. We did this activity in school about the Alps.</p> | | <p>Geography Lesson 4</p> <p>To use maps and the compass points to describe a place.</p> <p>There is a template to use if you find writing more difficult.</p> | | |
| <p>Science.</p> | | | | | |
| <p>Active and Well-being</p> | <p>At 9am every weekday morning, Joe Wicks is doing a 30 minute workout session for kids. Google Joe Wicks Body Coach kids.</p> | | | | |
| | <p>Try some challenge cards from: https://www.youthsporttrust.org/60-second-physical-activity-challenges</p> <p>How many challenges have you been able to complete? Did you try any for a second time and manage to beat your score?</p> | <p>Supermovers 8x table https://www.bbc.co.uk/teach/supermovers/ks2-maths-the-8-times-table-with-filbert-fox/z4mrhbk</p>  | <p>Go out for a bike or scooter ride (remember to take a grown up with you).</p> | <p>Supermovers 8x table https://www.bbc.co.uk/teach/supermovers/ks2-maths-the-8-times-table-with-filbert-fox/z4mrhbk</p>  | <p>Cosmic Kids Yoga</p> |
| <p>Our Curriculum These activities will vary each week so we can ensure you are having access to all subjects.</p> <p>Have a go at as many of these activities as you can, one piece of work from this section to be emailed to your teacher.</p> | <p><u>Art</u></p> <p>Art in the style of - Andy Warhol</p> <p>This could be linked to our work on chocolate or sweets. If you would rather you can use different objects as the subject - See the sheet.</p> | <p><u>PSHE</u></p> <p>Look at the PSHE folder on the website</p> | <p><u>Home Skills</u></p> <p>Help someone at home and learn a new skill..</p> <p>using the washing machine gardening</p> <p>washing dishes</p> <p>hoovering</p> <p>changing a duvet cover and pillow case</p> | <p><u>ICT</u></p> <p>Getting to know your keyboard to help with typing words quickly</p> <p>https://www.bbc.co.uk/bitesize/topics/zf2f9j6/articles/z3c6tfr</p>  | <p><u>French</u></p> <p>https://www.bbc.co.uk/teach/supermovers/ks1--ks2-mfl-french-greetings-with-ben-shires/zdpdvk7</p>  <p>or try an activity from the Year 3 folder in the French section of the school website.</p> |