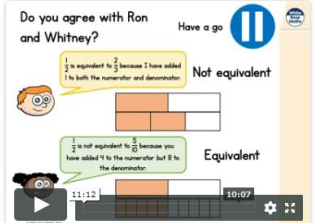
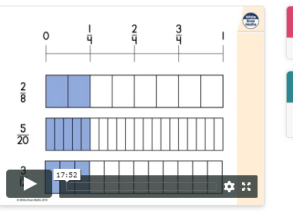




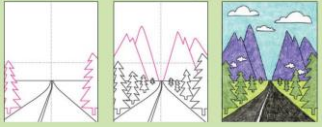


Choose one activity for each subject a day. You can do the subjects in any order. Activities within a subject need to be done in order.

<p><b>English</b></p> <p>10 minutes reading, each day, followed by.....</p>	<p><b>Reading</b> Read Chapter 5</p>	<p><b>Reading</b> Listen to Chapter 6</p>	<p><b>Reading</b> Listen to Chapter 7</p>	<p><b>Reading</b> Listen to Chapter 7 again</p>	<p><b>Friday 8th May</b> <b>VE Day</b></p> <p><b>Today is a Bank Holiday</b></p> <p><b>If you wish, there are some VE day celebration activities in the curriculum folder on the website.</b></p>
<p><b>Writing</b> Sweets poem part 1 Word Waiver</p>	<p><b>Writing</b> Sweets poem part 2 WAGOLL alliteration Creating the Poem and green pen</p>	<p><b>Writing</b> <b>Sweets Poem part 3</b> Sweets poem best copy handwriting or typed and <b>decorated.</b> You might want to send us a video or recording of you performing your poem too.</p>	<p><b>Writing Skills</b> Using the correct punctuation for speech. Look at the document - <b>Punctuating speech 1</b> (This is to remind you of what we learned - you don't need to write it down). Now try : <b>Speech Activity</b></p>		
<p><b>Spelling</b></p>	<p><b>Weekly spellings on Spelling Shed/Year 3 section of school website (All - revision from Year 2 - Challenge words. Main - words with endings that sound like /ch/ spelled <u>ture</u> or (t)ch plus Ext Challenge words</b> <b>Phonics - /l/ or /ul/ sound at the end of words - spelled -el</b></p>				
<p><b>Maths</b></p> <p><b>Daily Rockstar times tables followed by....</b> <b>(Tables have been set for each child)</b></p>	<p>Looking at fractions - You can either print out the sheets or write the answers in the exercise book in your Learning Pack. See below. Watch the video to help you. It will tell you when to pause and try a question. <b>Don't forget to use the answer sheet to mark your work. Have another go if you made a mistake.</b> <a href="https://whiterosemaths.com/homelearning/year-3/">https://whiterosemaths.com/homelearning/year-3/</a></p> <p>Calculation Monday. Complete + - x and ÷ questions. <b>Challenge</b> yourself with the level of difficulty. <b>Look at the WAGOLL Week 5 - Calculations Then mark your work.</b> <b>Week 5 - Calculations Answers</b></p>	<p>White Rose Home Learning Week 2 Lesson 5 Equivalent Fractions</p> <p>Lesson 5 - Equivalent fractions (1)</p> 	<p>Either: a.) Catch up with maths from yesterday b.) Choose a page to do from your CGP book or c.) Below is a more challenging task you can try.</p>	<p>White Rose Home Learning Summer Term - Week 1 Equivalent Fractions ( 2)</p> <p>Summer Term - Week 1 (w/c 20 April)</p> <p>Lesson 1 - Equivalent fractions (2)</p> 	<p><b>VE DAY Activities</b></p>
<p><b>More Maths if you want more practice.</b> These activities will be found on the website.</p>	<p>Create more questions of your own: HTO + HTO HTO - HTO TO x O TO ÷ O</p>	<p><b>Mathletics</b> If you have finished the work set, try the fractions activities (you might have done them before but practice is good.)</p>	<p>Challenge:Week 2 Lesson 4. This is a bit trickier Lesson 4 - Fractions of a set of objects (3)</p> 	<p><b>Mathletics</b> If you have finished the work set, try the fractions activities (you might have done them before but practice is good).</p>	<p><b>VE DAY Activities</b></p>

Topic	Geography								
<p><b>Science</b></p> <p>We have put 2 lessons here and some optional extras. The lessons can be broken up into smaller pieces during the week.</p>	<p>Complete Plants Lesson 3.</p> <p><b>Plants: Lesson 3</b></p> <p>Lifecycle of a tomato plant video - <a href="https://www.youtube.com/watch?v=agd6NFX0mk">https://www.youtube.com/watch?v=agd6NFX0mk</a> (make sure that you check with a grown up before watching).</p>	<p>Do Plants Lesson 4.</p> <p><b>Plants: Lesson 4</b></p> <p>What does a plant need to grow and survive? - <a href="https://www.bbc.co.uk/bitesize/topics/z66fg8/articles/z98jpbk">https://www.bbc.co.uk/bitesize/topics/z66fg8/articles/z98jpbk</a></p> <p><a href="https://www.bbc.co.uk/teach/class-clips-video/science-ks1-ks2-ivys-plant-workshop-what-do-plants-need-to-survive/zkw2gwx">https://www.bbc.co.uk/teach/class-clips-video/science-ks1-ks2-ivys-plant-workshop-what-do-plants-need-to-survive/zkw2gwx</a></p>	<p>Interesting...</p> <p>Have a look at the live webcam at Winchester Cathedral where baby peregrine falcons have hatched</p> <p><a href="https://www.winchester-cathedral.org.uk/the-peregrines-return-in-2020/">https://www.winchester-cathedral.org.uk/the-peregrines-return-in-2020/</a></p>	<p><b>Optional Activity:</b></p> <p>Cut open a tomato or another fruit/vegetable - can you spot the seeds?</p> <p>Create a piece of artwork showing the cross section of the fruit/ vegetable.</p>  <p>You can use any medium of your choice, for example sketch, oil pastels, water colours etc.</p> <p>See examples in the Science folder on the website.</p>	<p><b>VE DAY Activities</b></p>				
<p><b>Active and Well-being</b></p>	<p>At 9am every weekday morning, Joe Wicks is doing a 30 minute workout session for kids. Google Joe Wicks Body Coach kids.</p>				<p>Have a go at the Hampshire School Games daily activity on the PE section.</p>	<p>Supermovers 8x table <a href="https://www.bbc.co.uk/teach/supermovers/ks2-maths-the-8-times-table-with-filbert-fox/z4mrhbk">https://www.bbc.co.uk/teach/supermovers/ks2-maths-the-8-times-table-with-filbert-fox/z4mrhbk</a></p> 	<p>Have a go at any activity of your choice from the PE section of the website.</p>	<p>Supermovers 8x table <a href="https://www.bbc.co.uk/teach/supermovers/ks2-maths-the-8-times-table-with-filbert-fox/z4mrhbk">https://www.bbc.co.uk/teach/supermovers/ks2-maths-the-8-times-table-with-filbert-fox/z4mrhbk</a></p> 	<p><b>VE DAY Activities</b></p>
<p><b>Our Curriculum</b></p> <p>These activities will vary each week so we can ensure you are having access to all subjects.</p> <p>Have a go at as many of these activities as you can, one piece of work from this section to be emailed to your teacher.</p>	<p><u>Home Skills</u></p> <p>Help someone at home and learn a new skill...</p> <ul style="list-style-type: none"> <li>• using the washing machine</li> <li>• gardening</li> <li>• washing dishes</li> <li>• hoovering</li> <li>• changing a duvet cover and pillow case</li> </ul>	<p><u>Music</u></p> <p>Have a look on the Whole School Activities on the website and find the music folder.</p> <p>Try out the week 3 activities and let us know how you get on...</p>	<p><u>Home Skills</u></p> <p>Follow a recipe and make something delicious.</p> <p>Can you use the scales?</p> <p>Can you use chocolate to link to our learning?</p>	<p><u>Art</u></p> <p>David Hockney Landscapes</p> <p>See sheet on Website</p> 	<p><b>VE DAY Activities</b></p>				