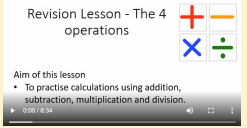







Choose one activity for each subject a day. You can do the subjects in any order. Activities within a subject need to be done in order.

English 10 minutes reading, each day, followed by.....	Reading Listen to the recording of Chapter 3 of Charlie and the Chocolate Factory Please find the link to the recording on the website. Can you work out who is reading it?	Reading Read some of a book of your own choice for enjoyment. What are you enjoying? Fiction? Non-fiction?	Reading Listen to the recording of Chapter 3 of Charlie and the Chocolate Factory Read the extract (found with writing activity 3)	Reading Read the extract from yesterday again. Read the WAGOLL example letter from Willy Wonka to the Prince and do the highlighting activity..	Reading Listen to Chapter 4 Please find the link to the recording on the website. Can you work out who is reading it?
	Writing Writing week 4, activity 1 Fronted adverbials where when how Examples and practise.	Writing Writing week 4, activity 2 Fronted adverbials - description of when Charlie woke up on a cold morning.	Writing Writing week 4, activity 3 Read the extract and complete the table.	Writing Writing week 4, activity 4 Write your own letter to Prince Pondicherry.	Writing Writing week 4, activity 5 Reading Comprehension. Extracts from this chapter.
Spelling	Weekly spellings on Spelling Shed/Year 3 section of school website (All - revision from Year 2 - Challenge words. Main - /ze/ sound spelt 'sure' plus Ext Challenge words Phonics - words ending 'le' - Words ending in -al and -il)				
Maths Daily Rockstar times tables followed by.... (Tables have been set for each child)	Looking at fractions - You can either print out the sheets or write the answers in the exercise book in your Learning Pack. See below. Watch the video to help you. It will tell you when to pause and try a question. Don't forget to use the answer sheet to mark your work. Have another go if you made a mistake. https://whiterosemaths.com/homelearning/year-3/				
	Number bonds and Calculations Watch the video lesson https://merdon-junior-school.primarysite.media/media/week-4-lesson-1-the-4-operations) and complete the question sheet in your exercise book.. Which method do you find easiest? Can you work out who your teachers are today?  Remember to check your answers using the teacher book. Maths week 4 lesson 1 - The 4 Operations.	White Rose Home Learning Week 2 Lesson 1 Fractions on a numberline 	White Rose Home Learning Week 2 Lesson 2 Fractions of a set of objects (1) Lesson 2 - Fractions of a set of objects (1)  See also Oak National Academy Lesson: https://www.thenationalacademy/online-classroom/year-3/#schedule (Week 1 Thursday)	White Rose Home Learning Week 2 Lesson 3 Fractions of a set of objects (2) Lesson 3 - Fractions of a set of objects (2) 	Catch up day Complete some extra practice activities from the Year 3 week 4 maths resources section on the website or complete some pages of your choice in your CGP maths workbook.
More Maths if you want more practice. These activities will be found on the website.	Create more questions of your own. HTO + HTO HTO - HTO TO x O TO ÷ O	More practise on fractions on a numberline Maths week 4 lesson 2 - Fractions on a numberline more practise	More practise on fractions of a set of objects (1) Maths week 4 lesson 3 - Fractions of a set of objects (1) more practise	More practise on fractions of a set of objects (2) Maths week 4 lesson 4 - Fractions of set of objects (2) more practise	

<p>Topic</p> <p>Geography</p>	<p>Lesson 1 Introduction to maps</p> <p>https://www.bbc.co.uk/bitesize/articles/zhtyv7k7</p> 	<p>Lesson 2 Geography Summer 1 Lesson 2 Economic Activity.</p> <p>See activity in Geography Folder on website.</p> <p>Geography Summer 1 Lesson 2 Economic Activity.</p>	<p>Lesson 3 Geography Summer 1 Lesson 3 - Geographical Knowledge Fluency</p> <p>See activity in Geography Folder on website.</p> <p>Geography Summer 1 Lesson 3</p>	<p>Lesson 4 Fieldwork - Make a map of the area around your house.</p> <p>Walk around to get a good look. What symbols will you use? Will you need a key?</p>	
<p>Science.</p>					
<p>Active and Well-being</p>	<p>At 9am every weekday morning, Joe Wicks is doing a 30 minute workout session for kids. Google Joe Wicks Body Coach kids.</p>				
<p>Our Curriculum These activities will vary each week so we can ensure you are having access to all subjects.</p> <p>Have a go at as many of these activities as you can, one piece of work from this section to be emailed to your teacher.</p>	<p>Art</p> <p>Explore Texture</p> <p>https://www.thenational.academy/year-5/foundation/texture-treasure-hunt-year-5-wk1-5/</p>	<p>Music</p> <p>Look at the music section in Whole School activities. Choose one or 2 activities from this week's folder. Have fun!</p> <p>What new music words have you learnt? What do they mean?</p>	<p>Home Skills</p> <p>This week, your challenge is to help make a meal for your family or make your own lunch.</p> <p>Make sure you check with an adult first to make sure you are safe.</p>	<p>ICT</p> <p>Getting to know your keyboard to help with typing words quickly</p> <p>https://www.bbc.co.uk/bitesize/topics/zf2f9j6/articles/z3c6tfr</p>  <p>Play Level 1</p>	<p>PSHE/Wellbeing</p> <p>The importance of teamwork</p> <p>https://www.bbc.co.uk/bitesize/articles/z773bdm</p> 