

African Music activities

Listening:

Listen to/watch these clips of African music:






<https://www.bbc.co.uk/bitesize/guides/z2xbgk7/revision/5>

(scroll down page to watch video of singing "The Star and the Wiseman".

<https://www.bbc.co.uk/programmes/p03sctp7>




<https://www.bbc.co.uk/bitesize/guides/z2xbgk7/video>

Now you have listened to some African music and seen the instruments, can you label each instrument with its correct name?





| | | |
|---|---|---|
|  |  |  |
|  |  | djembe |
| | | agogo bells |
| | | talking drum |
| | | cow bell |
| | | shekere |

Try some African drumming rhythms. You could use a hard surface or something "drum-like" (pots and pans are good!) You could even make your own drum.

Drumming rhythm 1

| | | | | | |
|---|---|---|---|---|---|
| 1 | 2 | 3 | + | 4 | + |
| Right hand | Right hand | Right hand | Left hand | Right hand | Left hand |
|  |  |  |  |  |  |

Drumming rhythm 2: "Bob the builder"

| | | | | |
|---|---|---|---|---|
| 1 | 2 | + | 3 | 4 |
| Right hand | | Left hand | Right hand | Right hand |
|  | |  |  |  |

Now, try creating your own drumming patterns and writing them down.

We'd love to hear them - have fun!