

House of Illustration

Portrait of a Refugee

In this activity you will explore refugee identity.

Taking inspiration from the work of Olivier Kugler, children will work with words and pictures to create their own portrait of an imagined person who is a refugee.

You may wish to use the [Getting it right for your class teachers' notes](#) to help consider how the different lived experiences and abilities of your class will affect how they receive the discussions around this topic.



Contents

[Introduction](#) 3

[Newspaper headlines](#) 4

[Selected images from the exhibition](#) 5

[Materials list](#) 10

[Activity instructions \(step by step\)](#) 11

[Extension ideas](#) 21

[Click on each item to go directly to the page](#)

Introduction

Throughout history people have become refugees from many different countries and for many reasons. If a country becomes unsafe, people of all ages and backgrounds become refugees. They might be farmers, doctors, teachers or fashion designers like the man in Olivier Kugler's portrait.

In recent years there have been some conflicts that have led to large numbers of people seeking refuge in Europe and the U.K. The following slide shows different headlines from newspapers about this situation.

THE 'SWARM' ON OUR STREETS

A refugee crisis for the world

**Britain opens its
arms to refugees**

How do these three headlines try to make you feel differently about refugees?

What sort of language do they use to make you feel that way?

Do you think the people who wrote the headlines have spent any time with the refugees they have written about?

The following slides show images of refugees drawn by illustrator Olivier Kugler at the same time as the headlines were printed. What do you learn about refugees from these pictures and how is that different/the same to what you learn from these headlines?

REZAN

FASHION DESIGNER

"ABOUT TWO YEARS AGO WE WERE WAITING FOR THE ISLAMIC STATE TO ENTER OUR CITY. FROM THIS POINT ON OUR LIVES BECAME REALLY DIFFICULT. IT STARTED WITH THINGS BECOMING VERY EXPENSIVE. WHEN THE ISLAMIC STATE ENTERED OUR CITY, WE AND AROUND 200,000 OTHER PEOPLE FLED TO THE TURKISH BORDER. AT THE BEGINNING, TURKISH AUTHORITIES PREVENTED US FROM ENTERING THEIR COUNTRY. FINALLY THEY OPENED THE BORDER FOR US."

WE ARE A GROUP OF 16 PEOPLE FROM KOBANI. WE WANT TO GO TO GERMANY!



"MOST
OF THE MEN AND SOME
WOMEN WENT BACK TO
KOBANI TO FREE OUR CITY.

FROM OUR CAMP, ABOUT FIVE KILOMETERS AWAY FROM KOBANI, WE COULD HEAR THE FIGHTING AND SEE THE EXPLOSIONS. WE COULD ALSO HEAR THE AMERICAN FIGHTER PLANES BOMBARDING ISLAMIC STATE POSITIONS!"

"AFTER A LONG FIGHT, OUR DEFENSE FORCES MANAGED TO CHASE THE ISLAMIC STATE OUT OF THE CITY. I WENT BACK TO CHECK ON OUR HOUSE. I DIDN'T CRY WHEN I SAW THAT OUR HOUSE GOT RANSACKED. I WAS VERY HAPPY THAT MY IMMEDIATE FAMILY WAS ALIVE. IT WAS WHEN I SAW THE TREES THAT I COULDN'T HOLD BACK - THE ISLAMIC STATE HAD BLOWN UP ALL THE TREES IN AN ORCHARD THAT BELONGED TO OUR NEXT-DOOR NEIGHBOR. I USED TO PLAY THERE WHEN I WAS A CHILD. I HELPED OUT DURING THE SUMMER. YOU CAN REBUILD A HOUSE EASILY, BUT THE TREES? IT TOOK A LOT OF TIME AND CARE FOR THEM TO GROW AND PROSPER."

ROCCA, 8 YEARS OLD
(NIECE OF REZAN)
SHE SAYS THE BOAT JOURNEY TO KOS WAS DARK. SHE WAS VERY SCARED AND GOT SEASICK. HER UNCLE WAS HOLDING HER LIKE HE IS

HOLDING HER RIGHT NOW, HE WAS HUGGING HER ALL THE TIME.

DESTROYED BUILDING:
"THIS IS WHAT IS LEFT OF THE SCHOOL WHERE I USED TO GIVE PAINTING LESSONS. IT GOT HIT BY AN AMERICAN WARPLANE."
"ART SUPPLIES AMID THE RUBBLE OF MY STUDIO:
"I TOOK THE WATER COLORS WITH ME. THEY ARE HERE IN MY BACKPACK."
"I USED TO HAVE A LOT OF MY ARTWORK HANGING ON THE WALLS."
THE ISLAMIC STATE DESTROYED IT ALL!"

Olivier Kugler Rezan and Rocca, 2015 Digital

- What can we learn about Rezan from this picture?
- What can you find out from the image? What can you find out from the words?
- Are all the drawings 'finished'? If not, why not?

REZAN

A FASHION AND TEXTILE DESIGNER
FROM KOBANI, SYRIA



W03 ISLAND

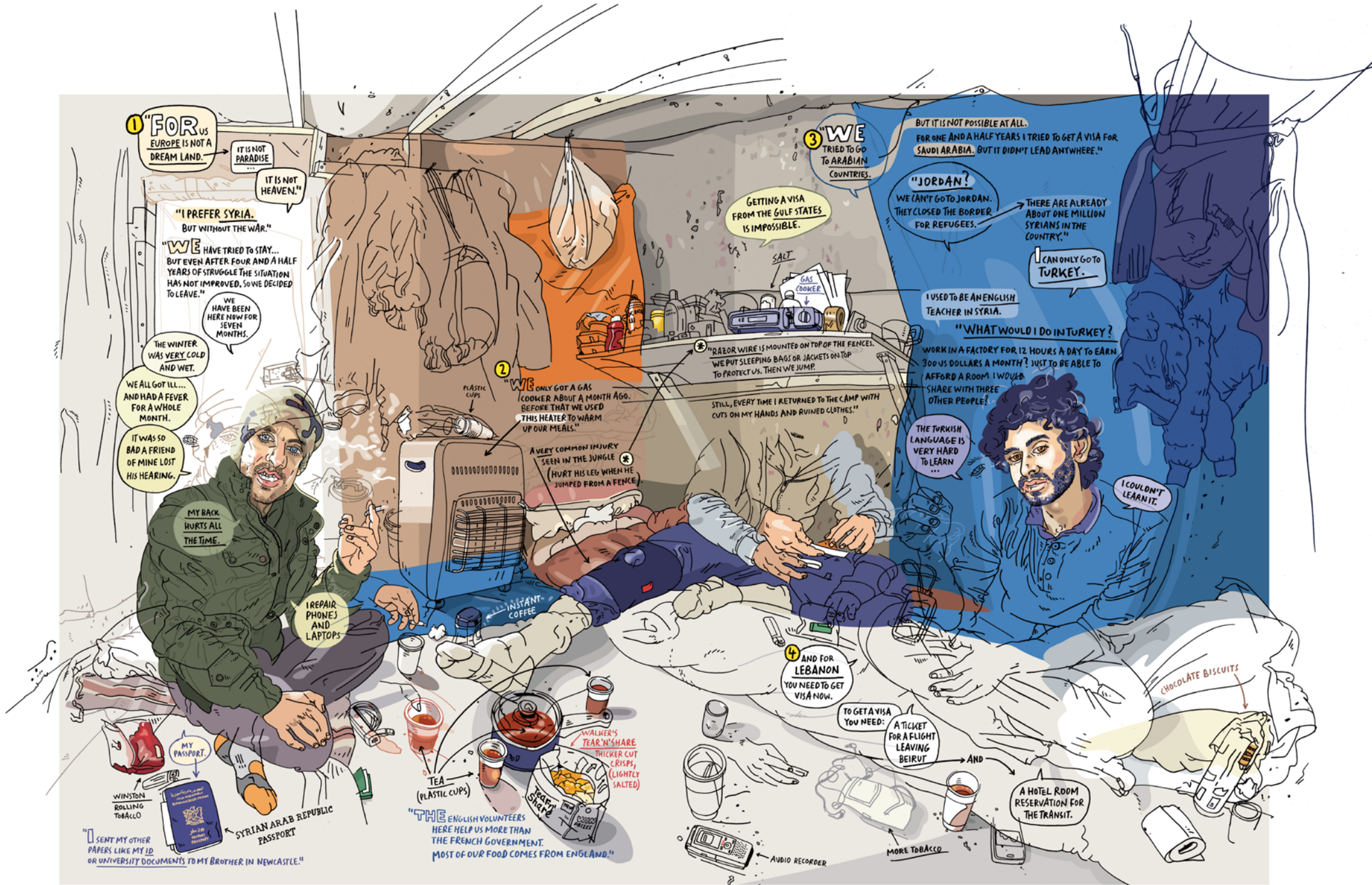
Olivier Kugler Sketch of Rezan and Rocca, 2015

Pencil on paper

Olivier photographs the people he meets and interviews them via an interpreter. He then makes sketches, writes text, draws speech bubbles and assembles them into pictures and colours them on a computer.

When you look at these pictures Olivier wants you to feel a bit like you have spent time with the people he draws.






Olivier Kugler
Calais (Ammar seated on left), 2016

Reflection

How can newspapers make you feel differently about refugees? Does the way Olivier Kugler makes his pictures make you feel differently to the newspaper headlines?

KIM

Activity



Kim also likes to go to the zoo and pet the animals.

What do they miss most about their old home?

What are they finding difficult at the moment?

One interesting fact about them? (favourite hobby/football team/
amazing achievement)

Materials:

- Printout questions sheet
- Printout text/speech bubble template sheet
- A4 plain paper
- Images of people from magazines or photographs - with a range of different ages, genders and ethnicities represented in the selection
- Pencils
- Pencil crayons
- Black pens (fineliners or writing pens)
- Scissors
- Gluesticks





Pick an image from the magazine/ photo pictures to inspire your portrait.

You may need to change parts of the image when you draw it to make sure they are wearing practical clothes for travel.

Name of the person:

Christina

What is their job (or if they're a child what they might like to be when they grow up)?

doctor

Where did they come from?

France

Where would they like to go?

Japan

What is their favourite food?

What do they miss most about their old home?

What are they finding difficult at the moment?

One interesting fact about them? (favourite hobby/football team/
amazing achievement)

In Olivier Kugler's picture of Rezan we learn many things about him from the things he says. He tells us he has fled from Syria because of the war and is hoping to go to Germany. We also find out about some of his experiences and his niece.

Different refugees have different experiences and throughout history have travelled from and to different places eg. during WWII many Jewish children were given refuge in the UK.

Start by looking at your picture and answering the question prompts on the printout sheet.

As you are creating a portrait of an imaginary refugee you can't answer the questions wrong - your person could be from anywhere in the world.





It will be easier to spread your letters and words out neatly and to do block letters if you do it lightly in pencil first and then go over it.

CHRISTINA
DOCTOR


WRITE THE NAME OF YOUR PERSON IN **BLOCK** LETTERS IN THIS BOX. UNDERNEATH THEIR NAME WRITE THE NAME OF THEIR JOB (OR THE JOB THEY WOULD LIKE IN THE FUTURE UNDERNEATH AND UNDERLINE IT.

DO THIS IN BLACK PEN. YOU CAN COLOUR THE BLOCK LETTERS IN PENCIL CRAYON AFTERWARDS.



FILL THESE SPEECH BUBBLES WITH SOMETHING THE PERSON IS TELLING US ABOUT THEMSELVES EG.

WHERE THEY ARE GOING, SOMETHING THEY MISS ABOUT HOME, THEIR FAVOURITE FOOD ETC. WRITE IN PENCIL CRAYON.



FILL THE BOX BELOW WITH SOME MORE INFORMATION OF YOUR CHOICE ABOUT YOUR PERSON. WRITE IN PENCIL CRAYON.

At night it gets really
AT NIGHT IT GETS REALLY
COLD AND MY BLANKET IS
ALWAYS DAMP FROM THE
RAIN.

DRAW A PHOTO OR A PHONE SHOWING A PHOTO OF THE PERSON'S HOME/TOWN/SCHOOL BEFORE THEY HAD TO LEAVE IT. DRAW IN BLACK PEN AND COLOUR IN WITH PENCIL CRAYON

Next fill in the text sheet printout.

This will form part of your final illustration so don't just think of it as a writing task, think about how you can write things in a way that will make your final illustration look good.

Look back to Olivier Kugler's illustration for reference.



On a blank piece of A4 paper start your portrait.

Draw from your image changing anything that you want to. Start the portrait by drawing lightly in pencil - this will mean you can change things if you need to. Try not to rub out as soon as something goes 'wrong'. It usually works better to draw in the 'right' line over the top and then rub out the 'wrong' line if you still need to. In Kugler's portraits there are often unfinished sketches included in the image so it might be nice to do the same.

The portrait should be a good size on the piece of paper and not just a floating head. It is fine to focus on the face or head and shoulders but make sure this is completed so it belongs to a body.



sew
FREE TEMPLATE
DOWNLOAD
sewing.co.uk
/templates

SIZES 8-20

sew
SHOP

HERO
This plain melon
in Silver is ideal for
jacket to wear in
still a bit of a chill
metre, a
thank you



When you are happy with your portrait you can go over the lines with a black pen.

SCW
FREE TEMPLATE
DOWNLOAD
sewing.co.uk
/templates



Colour in the portrait with pencil
crayon.

Take your text sheet and cut out the speech bubble, the text paragraph and the name/title.



AT NIGHT IT GETS REALLY
COLD AND MY BLANKET IS
ALWAYS DAMP FROM THE
RAIN.

I would like
to work as a
doctor again.

I miss the
hospital where
I used to work.

CHRISTINA
DOCTOR



our letters and words on
do it lightly in pencil first
WRITE THE NAME OF YOUR
BOX IN BLOCK LETTERS
UNDERNEATH THEIR
THE NAME OF THEIR
SIDE-NEATH
YOU CAN

CHRISTINA
DOCTOR

AT NIGHT IT GETS REALLY
COLD AND MY BLANKET IS
ALWAYS DAMP FROM THE
RAIN.

I would like
to work as a
doctor again.

I miss the
hospital where
I used to work.



Take these pieces and add them to your portrait. Play around with different positions until you are happy with the composition (layout) and then stick the pieces into place.

You might decide to leave some of the elements out or add some new ones.

CHRISTINA

DOCTOR

AT NIGHT IT GETS REALLY COLD AND MY BLANKET IS ALWAYS DAMP FROM THE RAIN.

I would like to work as a doctor again.

I miss the hospital where I used to work.



As a final step look at your image and decide if it needs anything else to complete it - some background just drawn in pencil or black pen for instance.

Kim



I LOVE PLAINING FOOTBALL

Kim also likes to go to the zoo and pet the animals. Also to go parks to have some sun.

Kim like fish and chips, sausages and mash potatoes, for dessert chocolate icecream with chocolate chip sprinkles and rainbow sprinkles.

LINDA

Her job is selling fruit

She supports the football team arsenal



My favourite hobby is selling fruit

Also that she loves selling fruit

My favourite food is kinni

I came from Fiji

We miss the food



Favourite food is burgers

I like using maths

JAMES

NEW YORK CAB

Extension ideas

As an alternative or an extension to drawing portraits of imagined people you might choose to research famous people from history who were refugees and create portraits of them using the same method.

The scientist Einstein was a German-Jewish refugee and the singer Rita Ora came to the UK as a refugee from Kosovo as a baby.

For more ideas see the [information at Refugee Week](#).